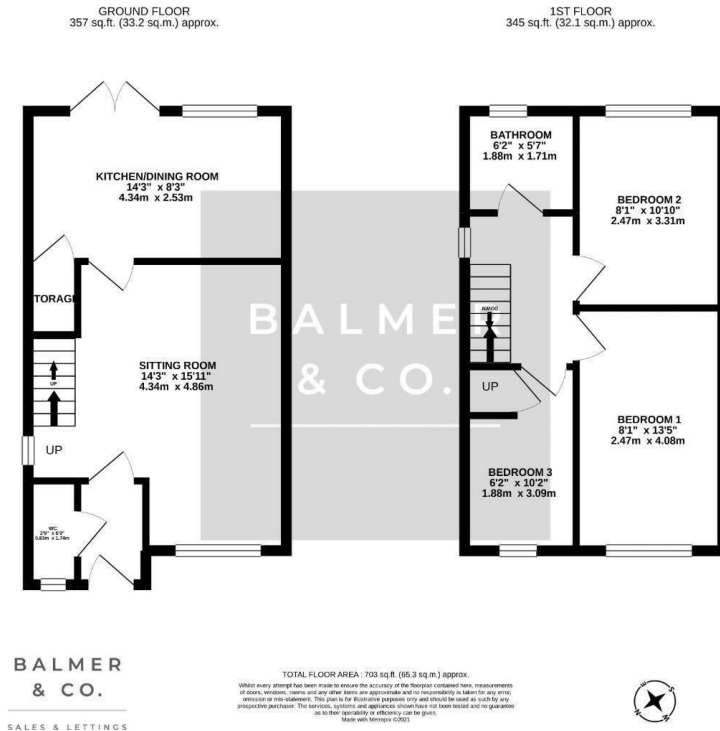


Withinlea Close, Westhoughton, BL5 3ZH
£1,250 PCM

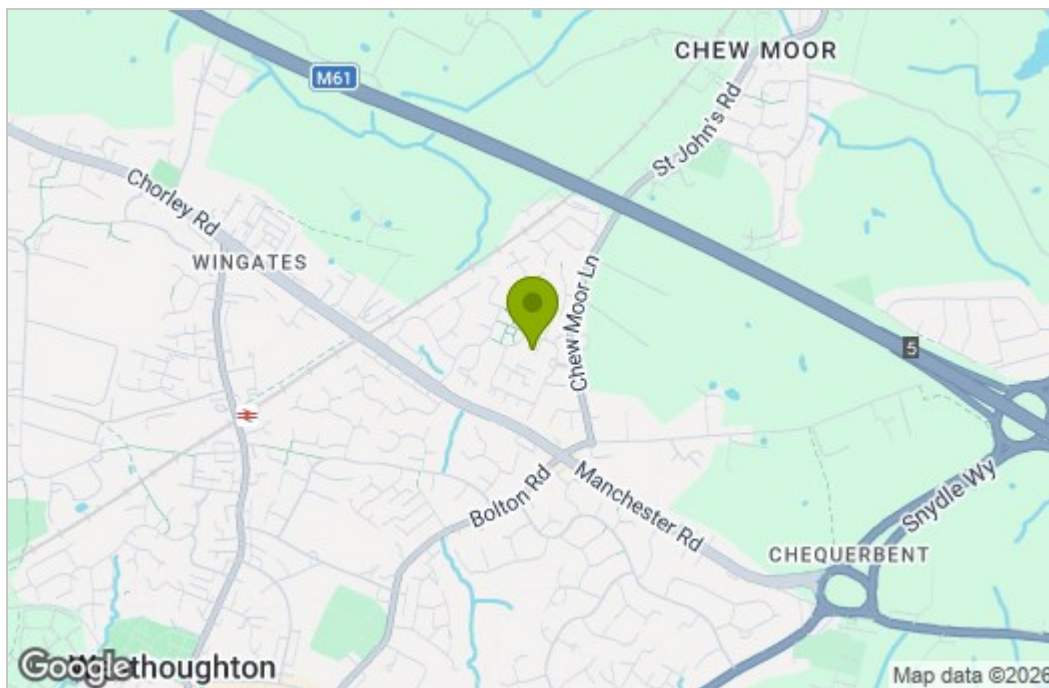


BALMER & CO are delighted to offer TO RENT this three bedroom semi detached property, available for immediate occupancy. Ground floor accommodation comprises in brief, entrance hall and downstairs cloakroom, sitting room, and kitchen dining room with French doors opening to the rear gardens. To the first floor are three well proportioned bedrooms and family bathroom. Outside are enclosed gardens to rear with driveway to front providing off road parking.

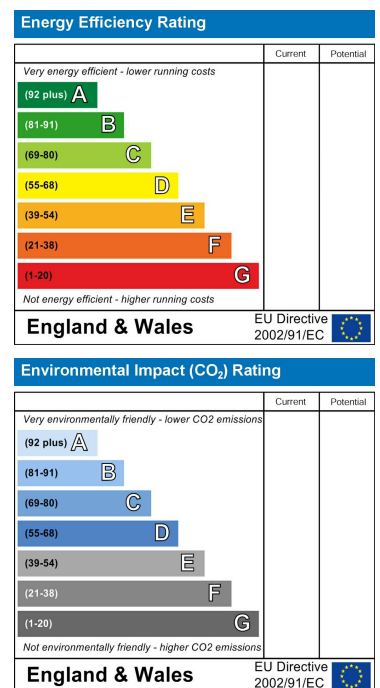
Floor Plan



Area Map



Energy Efficiency Graph



These particulars, whilst believed to be accurate are set out as a general outline only for guidance and do not constitute any part of an offer or contract. Intending purchasers should not rely on them as statements of representation of fact, but must satisfy themselves by inspection or otherwise as to their accuracy. No person in this firm's employment has the authority to make or give any representation or warranty in respect of the property.